



Whiteman Mixers



Plaster/Mortar and Concrete models



Whiteman Plaster/Mortar Mixers

7- and 9-cu.ft. • Steel or Poly Drums

For the professional contractor!

Whiteman mixers have the features, quality, and engineering excellence preferred by the contractor and the equipment rental industry. Our heavy-duty mixers are reliable, easy to maintain and are available in a full range of sizes and engine configurations for most any application. Choose from steel or EasyClean™ polyethylene drums. Whatever your selection, Whiteman sets the standard.

Available in 7-, 9-, and 12-cubic foot capacities, with your choice of power and drum materials.

Model WM90S
(9 cu. ft., Steel drum)



EasyClean™ polyethylene drums.
(Steel drums also available.)

Rugged 14-gauge steel engine covers with punched ventilation openings for increased cooling and added strength.

High-strength cast iron paddle arms with wiper blades for a clean, uniform mix.

Heavy-duty safety grate with built-in bag cutter.

Durable paddle shaft of 1 3/4" square hardened steel. Double-sealed bearings.

Drum lock allows positive "mix" and "tow" positions.

Heavy-duty removable tow tongue made of tough schedule 80 steel.

Forklift pocket


Available with loop coupler, 2" ball coupler or pin-type coupler.

Solid 1 5/8" solid axle with large B78x13" tires for smooth towing.

Model WM90P
(9 cu. ft., Poly drum)



Heavy-Duty Features



Innovative seal system. Double-sealed bearings with greasable shaft seals. Specially designed seep hole protects bearings and warns when seal needs replacement.

7- and 9-cu.ft. • Steel or Poly Drums



Built to last. Heavy duty safety grid with auto-open safety bar. Built-in bag cutter. High strength cast iron paddle arms with rubber blades provide a clean, uniform mix.

Wider dump shoot for faster, easier pours.



Less vibration. Engine is mounted solid to base, minimizing vibration. The engine sits level — important when checking oil.



Convenient, easy operating engine engagement lever.

Thick tubular steel reinforced frame resists damage, provides superior strength and proper dumping clearance.



Double V-belt/gear drive. Idler wheel provides easy, positive engagement. Allows larger, heavier mixes. Cast-steel pulleys increase durability.

*Excludes model WM63



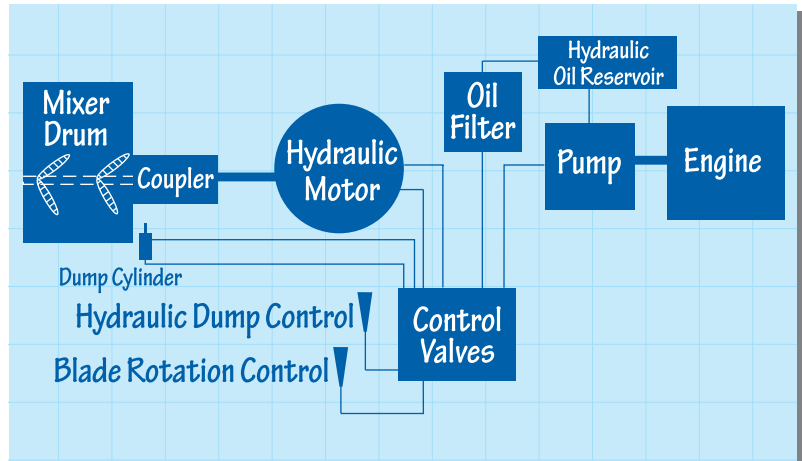
Hydraulic Drive Mixers

12-cu.ft. Plaster/Mortar Mixers • Steel or Poly Drums

Setting the standard for innovation and dependability!

Hydraulic drive...

- **Mixes larger, heavier loads** — ideal for high production requirements and lower slump mixes.
- **Hydraulic dump system** — allows high production with minimal operator fatigue.
- **Greatly reduced maintenance** — no mechanical gears or clutches.
- **Built-in hydraulic safety relief system** — immediately disengages itself in case an object becomes wedged in the drum. Automatically resets when problem is corrected.



Rugged 14 gauge steel engine cover with punched pressed ventilation openings for increased cooling and added strength.

EasyClean™ polyethylene drums. (Steel drums also available.)

High-strength cast-iron paddle arms with wiper blades for a clean, uniform mix.

Heavy-duty safety grate with built-in bag cutter.

Durable paddle shaft of 1 3/4" square hardened steel. Double-sealed bearings with eight spring loaded greaseable shaft seals.

Heavy-duty removable tow tongue made of tough schedule 80 steel.

Dual controls — mixing blades and optional hydraulic dump.

Solid 1 5/8" square axle with large B78x13" tires for smooth towing. Suspension springs standard — less bounce, less sway.

Available with loop coupler, 2" ball coupler or pin-type coupler.

Model WM120PHD (12 cu. ft.) — hydraulic drive, hydraulic dump, EasyClean drum — available with steel drum





Multiquip Concrete Mixers

4-, 6- and 9-cu.ft. • Steel or Poly Drums


The ultimate in heavy-duty concrete mixers.

Available in 4-, 6- and 9-cubic foot capacities, with your choice of power and drum materials.*

Model MC94P
(9 cu. ft.)



EasyClean models feature polyethylene drums.



Model MC94S (9 cu. ft.)

* 4-cubic foot models available with steel drums only.

** Axle springs not available on 4-cubic foot models.



Multiquip EasyClean™ Mixers

6- and 9-cu.ft. Concrete Mixers

EasyClean makes all the difference...

BEFORE



In all standard steel drum mixers, this dried concrete could be a nightmare to clean out...

...but not with an EasyClean mixer! A few taps with a rubber mallet and the dried concrete falls right out!

AFTER



Our innovative EasyClean mixers incorporate polyethylene drums to put an end to clean up problems.

If a load of material is allowed to dry in a steel-drum mixer, removing that material may take several hours — and more often than not, drums can be dented or damaged in the process.

Our tough polyethylene drums can be cleaned in minutes. A tap with a rubber mallet does the job — without dents, rust or cracks!



Model MC94P (9 cu. ft.)



Model WM120PH (12 cu. ft.)



Mix-N-Go Concrete Mixers

The economical choice for small jobs.




The Mix-N-Go Concrete Mixer can mix up to three cubic feet of material, making it ideal for homeowners and small contractors.

Available with either a steel or polyethylene drum, the Mix-N-Go is ideal for small footings and bases, binding block and concrete patching. It is available with a gasoline engine or electric motor for operator convenience. It can also be used as a wheelbarrow to transport concrete, debris and other material around the job site.

When the job is complete, the compact Mix-N-Go fits neatly into the trunk of a car.

- **Replaceable blades** bolted to the drum.
- **Choice of steel or polyethylene drums.**
- **Engine options** — Gasoline or ¾ HP, 115 single-phase UL- and CSA-approved electric motor.*
- **Job site convenience** — can use standard household power.
- **Mixer stand allows drum to rotate 360 degrees.**
- **New on/off switch protection** — water-resistant and dust proof.
- **Pneumatic tires.**



Water-resistant, dust-proof on/off switch

Strong ¾ HP brushless motor, UL and CSA approved

Gearbox; gears immersed in oil for long trouble-free life

Mix-N-Go Concrete Mixers — Specifications

Model	Drum Construction	Max. Mixing Capacity*	Engine**	Height in. (mm)	Width in. (mm)	Length in. (mm)	Stand Weight lb. (kg)	Dry Weight lb. (kg)
MC3SEA	Steel	3.0 cu. ft.	¾ HP, 115V, 1ø Electric Motor	34 (863.6)	23½ (584.2)	48½ (1219.2)	35 (15.9)	138 (62.6)
MC3PEA	Polyethylene	3.0 cu. ft.	¾ HP, 115V, 1ø Electric Motor	34 (863.6)	23½ (584.2)	48½ (1219.2)	35 (15.9)	138 (62.6)
MC3SBA	Steel	3.0 cu. ft.	Briggs & Stratton 148cc	34 (863.6)	23½ (584.2)	48½ (1219.2)	35 (15.9)	132 (59.9)
MC3PBA	Polyethylene	3.0 cu. ft.	Briggs & Stratton 148cc	34 (863.6)	23½ (584.2)	48½ (1219.2)	35 (15.9)	132 (59.9)

* Actual mix capacity may vary depending on aggregate size and mix design.

** Engine power ratings are calculated by the individual engine manufacturer and the rating method may vary among engine manufacturers. MultiQuip Inc. and its subsidiary companies makes no claim, representation or warranty as to the power rating of the engine on this equipment and disclaims any responsibility or liability of any kind whatsoever with respect to the accuracy of the engine power rating. Users are advised to consult the engine manufacturer's owners manual and its website for specific information regarding the engine power rating.

www.multiquip.com

Whiteman Mixers — Specifications

Plaster/Mortar Mixers — Poly-Drum Models

Model	WM70P	WM90P	WM120PHD (Hydraulic)
Capacity — cu.ft. (liters)	7 (93)	9 (248)	12 (340)
Capacity — bags	1½ to 2½	2½ to 3½	3½ to 4
Power Sources**	1.5 HP 1ø 115/230V Electric 4.8 HP Honda 7.9 HP Honda	3 HP 1ø 230V Electric 7.9 HP Honda	11.7 HP Honda
Drum Material	Polyethylene	Polyethylene	Polyethylene
Average weight* — lbs. (kg)	690 (313)	785 (356)	1,010 (454)
Length w/tongue x W x H — in. (cm)	98x50x56 (248x127x142)	98x50x59 (248x127x150)	82x51x60 (208x130x152)
Height including handle — in. (cm)	73 (185)	77 (196)	75 (191)
Discharge height — in. (cm)	21 (53)	21 (53)	17 (43)
Drive	V-Belt	V-Belt	Hydraulic
Dump Action	Manual	Manual	Hydraulic Dump

Plaster/Mortar Mixers — Steel-Drum Models

Model	WM45H	WM63	WM70S	WM90S	WM120SHD (Hydraulic)
Capacity — cu.ft. (liters)	4.5 (113)	6.3 (178)	7 (93)	9 (248)	12 (340)
Capacity — bags	½	1½ to 2	1½ to 2½	2½ to 3½	3½ to 4
Power Sources**	1.0 HP 1ø 115/230V Electric 4.8 HP Honda	1.5 HP 1ø 115/230V Electric 4.8 HP Honda 7.9 HP Honda	1.5 HP 1ø 115/230V Electric 4.8 HP Honda 7.9 HP Honda	3 HP 1ø 230V Electric 7.9 HP Honda	11.7 HP Honda
Drum Material	Steel	Steel	Steel	Steel	Steel
Average weight* — lbs. (kg)	380 (172)	574 (260)	690 (313)	785 (356)	1,010 (454)
Length w/tongue x W x H — in. (cm)	67x28.5x41 (170x65x104)	92.5x28.5x41 (235x65x104)	98x50x56 (248x127x142)	98x50x59 (248x127x150)	82x51x60 (208x130x152)
Height including handle — in. (cm)	60 (152)	54.6 (1384)	73 (185)	77 (196)	75 (191)
Discharge height — in. (cm)	7.5 (19)	18 (46)	21 (53)	21 (53)	17 (43)
Drive	V Belt/Gear	V Belt/Gear	V-Belt	V-Belt	Hydraulic
Dump Action	Manual	Manual	Manual	Manual	Hydraulic Dump
Towable	No	Yes	Yes	Yes	Yes

Concrete Mixers — Steel- and Poly-Drum Models

Model	Steel Drum Models			Polyethylene Drum Models	
	MC44S	MC64S	MC94S	MC64P	MC94P
Capacity — cu.ft. (liters)	4 (110)	6 (165)	9 (248)	6 (165)	9 (248)
Capacity — bags	½	½	1	½	1
Power Sources**	0.5 HP 1ø 115V Elect. 3.5 HP Honda	1.5 HP 1ø 115/230V Elect. 4.8 HP Honda 7.9 HP Honda	1.5 HP 1ø 115/230V Elect. 7.9 HP Honda	1.5 HP 1ø 115/230V Elect. 4.8 HP Honda 7.9 HP Honda	1.5 HP 1ø 115/230V Elect. 7.9 HP Honda
Average weight* — lbs. (kg)	495 (225)	685 (311)	810 (367)	685 (311)	800 (363)
Length w/tongue x W x H — in. (cm)	87x51x54 (221x130x137)	102X51X59 (259X130X150)	106x51x63 (269x130x160)	102X51X59 (259X130X150)	106x51x63 (269x130x160)
Discharge height — in. (cm)	23 (58)	23 (58)	23 (58)	23 (58)	23 (58)
Drum opening — in. (cm)	16 (40)	17 (43)	19.7 (50)	19 (48)	23.7 (60)
Drum depth — in. (cm)	26 (66)	29 (74)	31 (79)	29 (74)	31 (79)
Tires	B78x13	B78x13	B78x13	B78x13	B78x13
Drive	V-Belt	V-Belt	V-Belt	V-Belt	V-Belt
Dump Action	Manual	Manual	Manual	Manual	Manual

* Mixer weight shown is an average; exact weight is dependent upon power source.

* Actual mix capacity based on 94lb. bag of Portland cement. May vary depending on aggregate size and mix design.

** Engine power ratings are calculated by the individual engine manufacturer and the rating method may vary among engine manufacturers. Multiquip Inc. and its subsidiary companies makes no claim, representation or warranty as to the power rating of the engine on this equipment and disclaims any responsibility or liability of any kind whatsoever with respect to the accuracy of the engine power rating. Users are advised to consult the engine manufacturer's owners manual and its website for specific information regarding the engine power rating.

All features and specifications are subject to change without notice.

All mixers available with loop coupler, 2" ball coupler or pin-type coupler. Heavy duty safety chains are included.



Your Multiquip dealer is:



MULTIQUIP INC.
POST OFFICE BOX 6254
CARSON, CA 90749
310-537-3700 • 800-421-1244
FAX: 310-537-3927
E-MAIL: mq@multiquip.com
www.multiquip.com

Rev. (06-12_BD)

Connect with us on

